



2010-2011 GMT Reports for District (or Undistricted) **District 410 B REP OF SOUTH**

GMT: **Robert B Fowler**

Location: **REP OF SOUTH AFRICA**

GMT CA: **6**

CLUBS

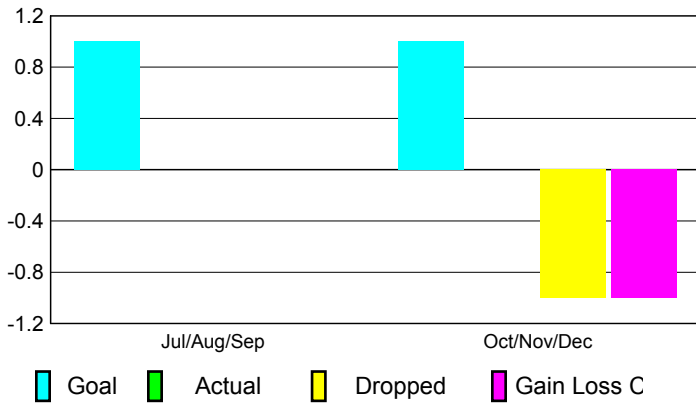
Club Results
2010-2011

Clubs
2009-2010

Month	New Club Goal	Actual New Clubs	Actual Dropped Clubs	Gain/Loss of Clubs	Gain/Loss of Clubs
Jul/Aug/Sep	1	0	0	0	0
Oct/Nov/Dec	1	0	-1	-1	0
Totals	2	0	-1	-1	0

Club Results 2010-2011

Goal, New, Dropped, Gain/Loss



Comparison of Club Gain/Loss

Current Year Compared to the Previous Year



YTD Status Quo Clubs 2010-2011

Status Quo Clubs Compared to Status Quo Members



MEMBERSHIP

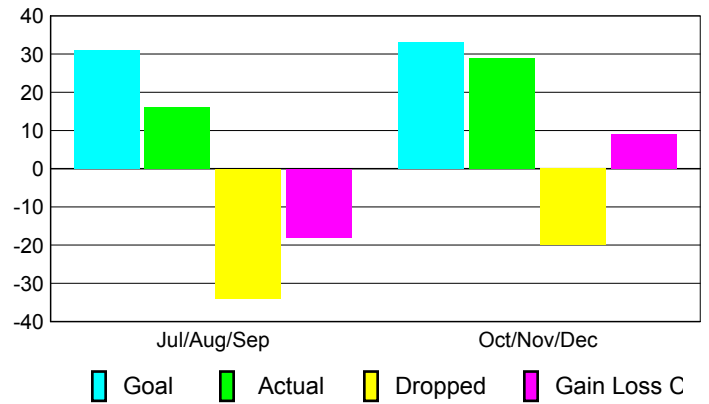
Membership Results
2010-2011

Membership
2009-2010

Month	Net Memb Goal	Actual New Memb	Actual Dropped Memb	Gain/Loss of Memb	Gain/Loss of Memb
Jul/Aug/Sep	31	16	-34	-18	4
Oct/Nov/Dec	33	29	-20	9	-4
Totals	64	45	-54	-9	0

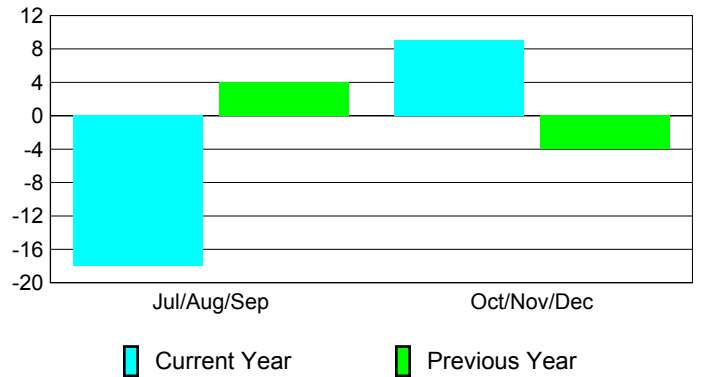
Membership Results 2010-2011

Goal, New, Dropped, Gain/Loss

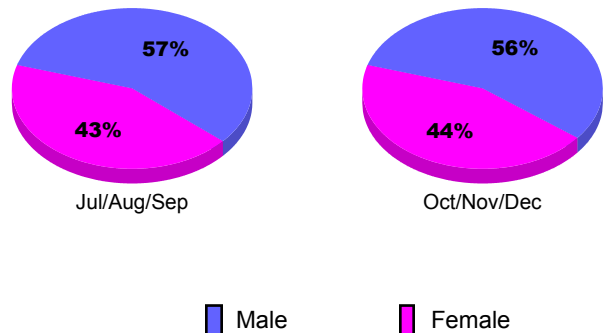


Comparison of Membership Gain/Loss

Current Year Compared to the Previous Year



Gender Comparison 2010-2011





2010-2011 GMT Reports for District (or Undistricted) **District 410 B SWAZILAND**

GMT: **Robert B Fowler**

Location: **SWAZILAND**

GMT CA: **6**

CLUBS

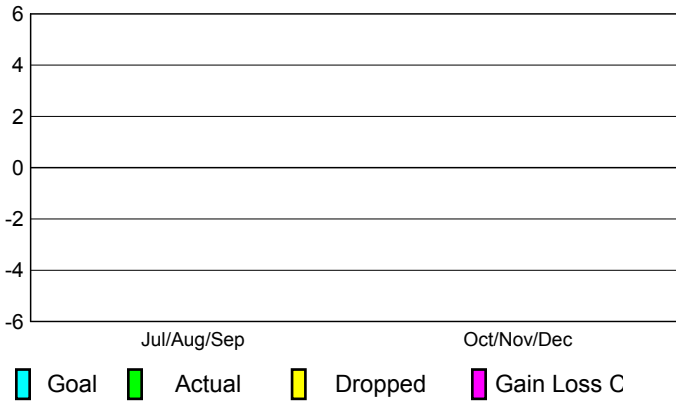
**Club Results
2010-2011**

**Clubs
2009-2010**

Month	New Club Goal	Actual New Clubs	Actual Dropped Clubs	Gain/Loss of Clubs	Gain/Loss of Clubs
Jul/Aug/Sep	0	0	0	0	0
Oct/Nov/Dec	0	0	0	0	0
Totals	0	0	0	0	0


Club Results 2010-2011

Goal, New, Dropped, Gain/Loss




Comparison of Club Gain/Loss

Current Year Compared to the Previous Year



YTD Status Quo Clubs 2010-2011

Status Quo Clubs Compared to Status Quo Members



MEMBERSHIP

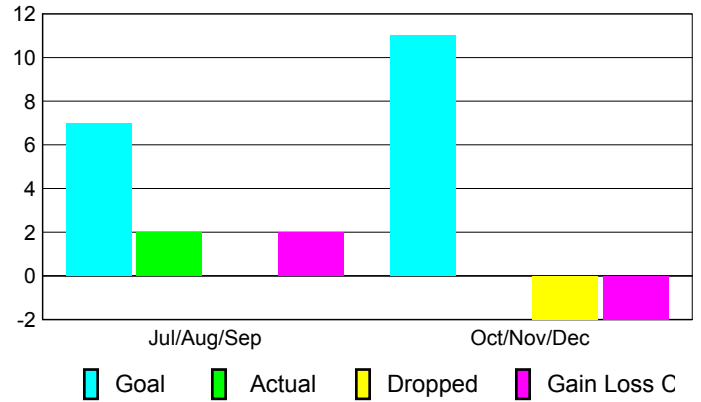
**Membership Results
2010-2011**

**Membership
2009-2010**

Month	Net Memb Goal	Actual New Memb	Actual Dropped Memb	Gain/Loss of Memb	Gain/Loss of Memb
Jul/Aug/Sep	7	2	0	2	1
Oct/Nov/Dec	11	0	-2	-2	0
Totals	18	2	-2	0	1

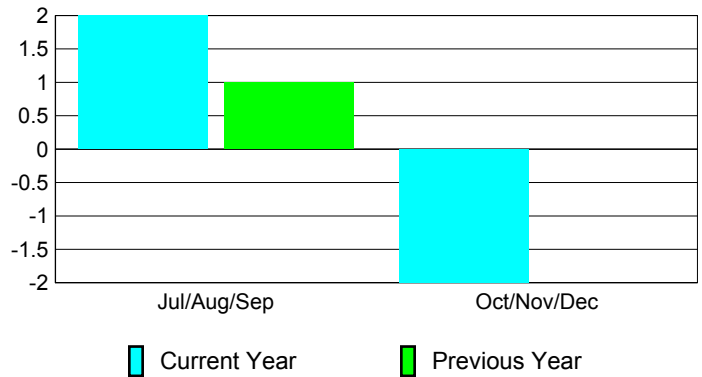
Membership Results 2010-2011

Goal, New, Dropped, Gain/Loss



Comparison of Membership Gain/Loss

Current Year Compared to the Previous Year



Gender Comparison 2010-2011

